


**CELEBRATING THE SACRAMENTS OF
CONFIRMATION AND FIRST HOLY COMMUNION AT
THE CATHEDRAL OF THE
IMMACULATE CONCEPTION**



DIocese OF SPRINGFIELD IN ILLINOIS

(217) 698-8500

confirmation@dio.org

Table of Contents

Checklist ~ Confirmation and First Holy Communion	3
Introduction	4
Selecting a Date	4
Preparing for the Sacraments	5
Choosing a Sponsor	5
Choosing a Confirmation Name	6
Registration and Sacramental Records	6
Registration Spreadsheet	6
Confirmation Questionnaire.....	7
Certificate of Baptism ~ OR ~ Certificate of Reception into Full Communion	8
Military	8
International	8
Parish of Baptism is Closed.....	8
Non-Catholic Baptism	8
Baptism Not Valid.....	9
Missing Records	9
Other Cases.....	9
Other Registration Details	10
Recordkeeping.....	10
Preparing for the Day of the Celebration	10
Arrival.....	10
Assisting with Mass	11
Clergy.....	11
Servers and Readers.....	12
Music.....	12
Other Details.....	13
Appendix	13

Checklist ~ Confirmation and First Holy Communion

Annually:

- Schedule Confirmation & First Holy Communion Mass
- Prepare Confirmandi for receiving the Sacraments

6 Months:

- Start collecting Certificates of Baptism/Reception into Full Communion

6 Weeks:

- Finalize registration details
- Share parent letter and parking guide with families

3 Weeks:

- Submit registration spreadsheet in Excel format via email
- Submit questionnaires
- Submit baptism/reception certificates
- Notify the Coordinator of any clergy concelebrating/assisting with the Mass, including Letters of Suitability if necessary
- Finalize music with Cathedral organist

1 Week:

- Review seating chart

NOTES:

Introduction

Bishop Paprocki looks forward to celebrating the sacraments of Confirmation and First Holy Communion with the young people of your parish. Please refer to this planning guide for comprehensive information on preparing for and participating in the celebration of these sacraments.

Selecting a Date

Requests for Confirmation and First Holy Communion are made through the diocesan website:

<https://www.dio.org/bishop/>

Once on this page, follow the link for “Schedule Request” to get to the proper form.

Parishes that are located within 50 miles of Springfield are asked to choose a Tuesday evening from the list of available dates. Parishes that are more than 50 miles from Springfield may choose a Saturday celebration.

If you have a language preference, it is best to coordinate with other parishes that would like to be included in that language group as well. Bishop Paprocki can celebrate Mass in Spanish, Polish or Latin. If a sign language interpreter is needed, please contact the diocesan offices well in advance.

Please have an estimate of the number of Confirmandi expected from the parish or pastoral unit. This number is important because the amount of space for each Mass is limited.

The “main contact” on the online form is the person who will serve as the liaison between the parish and the Coordinator of Restored Order and Cathedral Liturgies for the diocese. There is a separate line for the pastor’s contact information. The main contact named on this form is responsible for communicating all updates about the celebration from the Coordinator of Restored Order and Cathedral Liturgies with the pastor and the families preparing for these sacraments.

After a request is submitted, a representative from the Bishop’s office will send notification of your official date once that information is finalized on Bishop Paprocki’s calendar. Your celebration may include other parishes as space allows. All communication about the celebration should then be directed to the Coordinator of Restored Order and Cathedral Liturgies.

If number of Confirmandi changes, please contact the coordinator immediately.

confirmation@dio.org.

Date set by Bishop’s office: _____

Preparing for the Sacraments

In paragraph 1309 of the Catechism of the Catholic Church, we learn that:

Preparation for Confirmation should aim at leading the Christian toward a more intimate union with Christ and a more lively familiarity with the Holy Spirit – his actions, his gifts, and his biddings – in order to be more capable of assuming the apostolic responsibilities of Christian life. To this end catechesis for Confirmation should strive to awaken a sense of belonging to the Church of Jesus Christ, the universal Church as well as the parish community [emphasis original].

A list of suggested formation curricula for Confirmation and First Holy Communion is available from the Office for Catholic Education at <https://www.dio.org/catechesis/restored-order.html>.

First Communicants will have the option of receiving the Precious Blood. The chalice used for First Holy Communion is a subordinate chalice and not the main chalice that is comingled with the consecrated host during Mass. Low gluten hosts are available if any First Communicants has a gluten allergy. Other accessibility needs or special accommodations should be communicated in advance.

Suggested formation options for adults are available at <https://www.dio.org/catechesis/adult-confirmation.html>.

Choosing a Sponsor

A sponsor is a person who is committed to playing a significant role in the Confirmand's life, sharing the faith and encouraging him/her in his/her journey as a Catholic. Paragraph 892 in the Code of Canon Law states, "[t]he sponsor's function is to take care that the person confirmed behaves as a true witness of Christ and faithfully fulfils the duties inherent in this sacrament." Therefore, it is important that sponsors meet certain criteria as defined in Canon 874 in the Code of Canon Law:

- A willingness to help the baptized person to lead a Christian life in keeping with baptism and to fulfill faithfully the obligations inherent in it;
- Be at least 16 years old, or, if younger, have permission from the pastor of the intended sponsor;
- Be fully initiated into the Catholic Church (received the Sacraments of Baptism, Confirmation and Eucharist);
- Be a practicing Catholic (e.g. attend Mass on Sundays and on Holy Days of Obligation, regularly receive the sacraments of Holy Communion and Reconciliation and, if married, have a marriage that is recognized by the Catholic Church);
- Cannot be a parent of the confirmand.

Ideally, one of the Godparents from the Confirmand's baptism should be the sponsor (see CCC 1311). Only one sponsor is permitted.

Choosing a Confirmation Name

Because the one to be Confirmed will be sent out “to confess the name of Christ boldly, and never to be ashamed of the Cross” (CCC 1309), the idea of choosing a Confirmation name is to choose the name of a saint who can help fulfill this mission. Sometimes a saint is chosen because of his or her patronage, because of the name itself, because of a common personality, or because of his or her story. Sometimes, though, it also seems a saint, as it were, chooses us. Whatever the case, choosing the name of saint is a way of placing oneself under the patronage of this particular friend of God, of seeking to imitate this person who imitated Christ, and of seeking the prayers and guidance of this saint (cf. 1 Corinthians 11:1).

A Confirmand is not required to choose a Confirmation name. One’s baptismal name is acceptable. If a Confirmand does choose a Confirmation name, it must be the name of a recognized Saint, Blessed or Venerable in the Catholic Church. Confirmandi are free to choose a Saint, Blessed or Venerable from either gender. The idea behind a Confirmation Name is to choose a Saint/Blessed/Venerable who will serve as a patron for the Confirmand and someone whom the Confirmand will seek to imitate. It is not to honor a grandparent or any other family member or friend.

Registration and Sacramental Records

The main contact for the parish is responsible for registering the Confirmandi in their parish by submitting a completed registration spreadsheet that lists all Confirmandi, a completed questionnaire from each Confirmand and an official copy of each Confirmand’s Certificate of Baptism or Certificate of Reception into Full Communion to the diocesan offices. This information is due **three weeks** prior to the scheduled celebration.

The registration spreadsheet and questionnaire can be downloaded from the Confirmation website:

www.dio.org/confirmation

Registration Spreadsheet

The registration spreadsheet is a Microsoft Excel file that collates all the registration details for your parish into a single document. This spreadsheet, once completed, gets submitted digitally to the diocesan offices. You do not need to print this document, nor should it be converted into a different format. A copy of the registration spreadsheet is available on the Confirmation website noted above.

To help collect the data needed for the registration spreadsheet, individual data can be collected on the optional registration form provided on the Confirmation website and in the appendix of this guide. This form *does not* need to be submitted to the diocesan offices because the information collected on the form must be entered into the registration spreadsheet. Parish leaders are free to use their own process for gathering the data needed on the registration spreadsheet.

An optional registration form for sponsors is also available on the Confirmation website and in the appendix of this guide. This form also does not need to be submitted to the diocesan offices.

To use the spreadsheet provided on the Confirmation webpage, save a copy to your computer and enable editing. Keep the column order intact as these columns must match up with fields in a database. Please do not convert the spreadsheet to any other format – submit as an Excel spreadsheet digitally.

Be sure that all information is complete. All fields should have data with a few exceptions. If a parent is unknown, you may leave that field blank. If a Confirmand does not have a middle name, that field may be left blank as well. However, the Confirmand's name must match the information on that person's Certificate of Baptism.

Confirmation names should include “St.,” “Bl.” or “Ven.” to denote if the name is that of a Saint, Blessed or Venerable in the Catholic Church. See the instructions above on choosing a Confirmation name for more information.

Parent names should match the information on the Baptismal certificate. Please ensure that any maiden names are included and that maiden names are enclosed in parentheses for clarity.

Mailing addresses outside of the United States do not need to be entered into the spreadsheet. Please provide the proper format for any international mailing addresses in a cover letter or email.

Once you have gathered all the data needed for your Confirmandi and sponsors, enter this data on the registration spreadsheet. Be sure to provide complete information on each Confirmand and **email as a spreadsheet** to confirmation@dio.org.

If you have Confirmandi from more than one parish, please submit a separate spreadsheet for each parish represented in your group, editing the parish name so it is clear which parish each spreadsheet represents.

Confirmation Questionnaire

Each Confirmand must submit a completed questionnaire. This form is available on the Confirmation website for the diocese as well as in the appendix of this guide. Bishop Paprocki does read these and uses what he learns from them in his homily.

Completed questionnaires can be scanned and emailed to confirmation@dio.org or mailed with the baptismal certificates.

Please review all questionnaires before submitting them to the diocesan offices. Be sure the Confirmation name on the questionnaire matches what is being submitted on the registration spreadsheet. If scanning, be sure that the writing on the original is dark enough to be read by the scanner.

Certificate of Baptism ~ OR ~ Certificate of Reception into Full Communion

Pursuant to canon 899§1, each Confirmand must submit a valid Certificate of Baptism or Certificate of Reception into Full Communion to the diocesan offices.

For a certificate to be valid, it must:

- Be signed by the pastor (a signature stamp or proxy signature from someone other than the pastor is not permitted)
- Include the parish seal
- Include any notations in the baptismal register - if there are no notations in the baptismal register, the certificate should indicate “no notations”
- Be issued within six months

Certificates must come from the parish in which baptism or reception into full communion was recorded. Certificates may not be issued by chapels, Newman Centers, hospitals, or other non-parish entities. Commemorative certificates issued on the day of baptism generally do not meet the criteria noted above and should not be submitted.

Six months prior to your celebration, please ask families of the Confirmandi to contact the parish where the Confirmand was baptized to obtain an official certificate. These certificates should be turned in to the parish and reviewed based on the criteria above before sending to the diocesan offices as part of the registration process.

Most families should not have a problem obtaining their records as this kind of request is normal business in the life and administration of a parish. There may be some special situations that require more attention. Some of these situations are noted below.

Military

If a child was baptized on a military base, the certificate is issued by the Archdiocese for Military Services in Washington DC. See <https://www.milarch.org/> for details.

International

If someone was baptized in another country, an official record of baptism is still needed. It may take some time to obtain a baptismal certificate from another country. And it may also take some time to have certificates from another country translated.

Parish of Baptism is Closed

If a parish where a baptism is recorded has been closed, contact the archives office for the (arch)diocese in which that parish was located.

Non-Catholic Baptism

If a Confirmand submits a Certificate of Baptism from a non-Catholic ecclesial community, it must first be determined if that baptism is recognized by the Catholic Church. If the baptism is recognized,

the Confirmand must be officially received into the Catholic Church through the Rite of Reception. Careful research needs to be done to determine if the Confirmand has already been officially received, such as through their parents' wishes when they joined the Church (e.g. Candidate or Catechumen in the RCIA). A Certificate of Reception into Full Communion from the parish in which the Confirmand was received should be submitted instead of the baptismal information from a non-Catholic ecclesial community.

If no Reception into Full Communion can be documented, Bishop Paprocki will be happy to receive the Confirmand at the Confirmation Mass. Reception into the Church is accomplished through the Rite of Reception and is included in the order of worship immediately following the homily. A copy of the rite will be sent to you prior to the Confirmation Mass so the Confirmand can be familiarized with the rite. Reception into Full Communion will be recorded in the baptismal registry of the Cathedral parish since that is the parish in which the Confirmand was received into the Church.

Baptism Not Valid

Baptisms in some ecclesial communities are not valid. Those who are not validly baptized but have reached the age of reason (age 7) should join the Church via the Rite of Christian Initiation for Adults or a modified version that is age appropriate. Contact the Office for Divine Worship and the Catechumenate if you are unsure of the validity of a particular baptism.

Missing Records

If a record of baptism cannot be obtained but the family is sure that the person was baptized, an Affidavit for Witness to a Baptism form with accompanying evidence can be submitted. This affidavit can be found in appendix A of the Care and Management of Sacramental Records procedures available from the Office for Archives and Record Management for the diocese.

Evidence of the baptism can be documented in several ways:

- An affidavit that includes information about the event (place and date, etc.) from a parent, godparent, sponsor, presiding cleric, or witness
- Church bulletins that record the event
- Photographs and/or video of the event

In the absence of these, a conditional baptism should be sought.

Other Cases

For more information about proper documentation not covered by this guide, please contact the Office of the Archives of Records Management for the diocese.

<https://archives.dio.org/>

Other Registration Details

The main contact for the parish will receive a report of the registration data from the diocesan offices for review. Please ensure that all data on this report is accurate and correct any errors immediately. There are several items that get created and printed based on the data in this report, including notifications for sacramental records. Most printing is done ten business days prior to the celebration, so please notify the diocesan offices immediately if any corrections are needed.

The Coordinator of Restored Order and Cathedral Liturgies will also send a seating chart prior to the celebration for review.

Recordkeeping

Sacraments are recorded in the registry of the parish in which the sacraments are received. Therefore, the Cathedral Parish is responsible for recording the reception of sacraments in their registries. Cathedral parish staff will also notify the parish of baptism for all Confirmandi so their sacramental records can be updated per Canon 895.

Preparing for the Day of the Celebration

In addition to the formation and registration requirements noted above, it is important that the Confirmandi and their families be prepared for the day of the celebration itself. A parent letter has been prepared by the Confirmation at Cathedral planning committee that you can use to update families about the celebration. Please share this letter with your families or incorporate the contents of this letter into your communication. A sample letter is included in the appendix of this handbook as well as on the Confirmation website.

The Cathedral Church comfortably seats 800 people. When inviting family and friends of the Confirmandi to the celebration, please limit the number of attendees per Confirmand to 10 people. This number includes the Confirmand, their sponsor, and 8 additional attendees.

To highlight the dignity of this important celebration in the lives of the Confirmandi, those in attendance are kindly asked to dress in at least "business casual;" one's "Sunday best" is especially encouraged; upper arms, thighs, and mid-sections should be covered on all. First Communion dresses/suits are appropriate. Please be certain to share this request with your Confirmandi and others who will attend.

Arrival

Hospitality staff will be onsite for the Mass to provide instructions for families and parish staff. Registration begins 90 minutes prior to the start of Mass in the Cathedral Atrium. Masses on Tuesday are at 7:00 PM with registration opening at 5:30 PM, and Saturday celebrations start at 11:00 AM with registration opening at 9:30 AM. Please remind your families that the parish has their regular weekday Masses at 5:15 on Tuesdays and at 8:00 AM on Saturdays.

For people who are not familiar with the Cathedral parish property, a parking guide has been created and can be found in the Appendix below and on the Confirmation website. There are no parking fees in the designated parking areas in this guide.

Please direct your Confirmandi and their sponsors to check in at the registration table located in the Cathedral Atrium. Nametags will be provided for each Confirmand and sponsor at that time. Commemorative certificates are also available at the registration table. These certificates should be picked up by a representative of the parish and distributed to the Confirmandi after the celebration.

If any changes need to be made to the registration data, please inform the hospitality staff at the registration table. Please be sure that the nature of the change is communicated clearly so sacramental records can reflect accurate information. One example may be that a sponsor is unable to make it to the celebration. In this situation, a proxy for the sponsor is permitted and a parent may serve as a proxy. If there needs to be a change in the sponsor (not a proxy), the hospitality staff at the registration table must note this change so the registration data can be changed accordingly.

As is his custom, Bishop Paprocki would like to meet with the Confirmandi prior to Mass. All Confirmandi are required to be at the Cathedral Atrium **one hour prior** to the start of Mass. While your Confirmandi are meeting with Bishop Paprocki, families and sponsors are invited to attend Eucharistic Adoration and Reconciliation in the church.

Seating for the Confirmandi and their sponsors is assigned in a reserved section of the church. All other seating is open. Sponsors will sit behind their Confirmand. Seating assignments are printed on the nametags. You will receive a copy of the seating assignments prior to the celebration so you can help ensure that family members are seated next to each other and any sponsors who have more than one Confirmand are seated appropriately. If there are any accessibility needs, such as a sponsor or Confirmand with limited mobility, please communicate these needs in advance so accommodations can be made.

Programs are provided by the hospitality team and will be available at the entrances to the Church.

Assisting with Mass

Clergy

All clergy are encouraged to concelebrate/assist at Mass with Bishop Paprocki. Please let the coordinator know if any clergy plan to attend **three weeks** prior to your scheduled Mass.

Please bring your own alb/cincture. A matching chasuble or dalmatic will be provided for you.

Priests are invited to assist with confessions during the Holy Hour for the families and friends of the Confirmandi. Confession starts at 6:00 PM (Tuesday) / 10:00 AM (Saturday). Please check in at the sacristy before that time if you are willing to help.

For all priests concelebrating, please come to the main sacristy to vest at least 20 minutes before Mass. Priests will process side by side, reverence the altar from the front, and be seated to the right of the altar. Other details for the liturgy will be provided by the master of ceremonies in the sacristy beforehand.

Deacons are invited to assist with Benediction of the Blessed Sacrament which will happen 15 minutes before Mass begins. Please check in to the sacristy with an alb at least 30 minutes prior to Mass.

Two deacons are needed to assist the Bishop during the Mass. The Bishop's master of ceremonies will provide instructions prior to the Mass. All other deacons can also vest in the main sacristy, process in side by side, and be seated in the usual chairs to the left of the altar.

For clergy from outside the diocese, please submit a Letter of Suitability to the diocesan offices prior to the celebration.

Servers and Readers

If family members or other members of the parish would like to participate as a server or reader, please contact the coordinator to get more details. They will be selected on a first come, first served basis.

Two readers are needed for the Mass. Special readings are used for this Mass unless a solemnity on the liturgical calendar dictates otherwise. A copy of the readings is available upon request.

There are many roles for servers for these celebrations. Bishop Paprocki would like to see as many of these roles filled by friends and family members of the Confirmandi as possible. Albs are provided.

Servers and readers should meet at the registration table 30 minutes prior to the Mass to be briefed on their roles.

Music

Please contact Mark Gifford, the Music Director at the Cathedral at mgifford@cathedral.dio.org, no less than **three weeks** prior to your scheduled Mass to discuss the music for the liturgy. Mr. Gifford can provide directions for any parish musicians or vocalists you may like to have involved with the liturgy. Mr. Gifford will be the organist for the celebration at no cost to you. He can also provide a cantor at no cost for the Mass if no one from your parish is available.

Five songs are needed for the celebration, three that have a Holy Spirit theme and one with a Eucharistic theme. The Psalm is *Ps 104: Lord, Send Down Your Spirit and Renew the Face of the Earth*. If there is a particular Mass setting that you prefer, please let Mr. Gifford know. If there is no preference, he will use the Mass of Creation.

The Cathedral uses the Ritual Song Hymnal. If you would like music that is not printed in this resource, you may provide your own worship aid. The Cathedral parish does not print worship aids. If you do provide a worship aid, please print enough copies for all the parishes represented at the Mass.

Please remember to follow all copyright requirements when printing. If you need assistance, Mr. Gifford will be happy to be a resource for you.

Other Details

The Cathedral Church is handicap accessible. There are ramps to the front entrance of the Church (east entrance on 6th Street) and there is an elevator for entry into the atrium (west entrance on 5th Street). Listening assistance devices are available. Please contact a hospitality volunteer for assistance. If there are other accommodation needs, please contact the Coordinator of Restored Order and Cathedral Liturgies.

Restrooms are available at both entrances to the Cathedral Church. There are also restrooms in the school hall where the Confirmandi will meet with Bishop Paprocki that can be used as a changing area.

The celebration of Confirmation and First Holy Eucharist at the Cathedral is a public event that will be live streamed. The link to the live stream is available on the Cathedral parish website <https://spicathedral.org>. If you have concerns about your child being shown in the live stream, please contact the Coordinator of Restored Order and Cathedral Liturgies.

After Mass, Bishop Paprocki will return to the front of the altar for photographs with the newly Confirmed (now referred to as *Confirmanti*), their families, and a group photo. To facilitate this process, we ask that the Confirmanti remain in their pews at the end of Mass rather than process out. Hospitality staff will coordinate photos.

To maintain the solemnity of the celebration, photography is not permitted during the celebration.

Refreshments will be available in the Atrium after photos are taken.

As has been customary in the past, parishes may make an offering to Bishop Paprocki for his Special Assistance Fund. This offering can be mailed to the Catholic Pastoral Center with attention to the Bishop's Office.

Finally, should a Confirmand not be able to attend his or her scheduled celebration, please contact the Coordinator of Restored Order and Cathedral Liturgies for options on rescheduling.

Appendix

- Sample Registration Form
- Sample Sponsor Registration Form
- Questionnaire for Confirmandi
- Sample Parent Letter
- Parking Guide



REGISTRATION INFORMATION FOR SACRAMENTAL RECORDS FOR CONFIRMATION & FIRST HOLY COMMUNION

Parents, please attach a copy of the confirmand's Certificate of Baptism, or, if baptized outside the Catholic Church, a Certificate of Reception into Full Communion from the Catholic parish the Confirmand was received. If the Confirmand has not been officially received into the Catholic Church, he/she can be received at the Confirmation & First Holy Communion celebration.

Parish Confirmation Coordinator: use the data from this form to enter on the registration spreadsheet. This form does not need to be sent to the diocesan offices.

Full Name of *Confirmand*: _____

Sacraments: Confirmation: Yes No First Holy Communion: Yes No

Confirmation Name: _____

Mother's Name: _____

Mother's Maiden Name: _____

Father's Name: _____

Date of Birth: _____

Date of Baptism: _____

Church of Baptism/Reception: _____

Church of Baptism/Reception Full Mailing Address: _____

Church of Baptism/Reception City, State & ZIP Code: _____

Confirmation Sponsor: _____

If being received into the Catholic Church, please provide the following for your sacramental records:

Place of Birth: _____

Baptism Minister: _____

Godparents: _____



CONFIRMATION SPONSOR FORM

Congratulations on being asked to be a Confirmation Sponsor! By accepting this role, you are committing to play a significant role in this person's life, sharing the faith and encouraging him/her in his/her journey as a Catholic. Please take the completed form to your parish and have it signed and sealed by your pastor. **Once your pastor has completed this form, please return this form to the *confirmand* you are sponsoring.**

Name of *confirmand* _____
First, Middle and Last Name

Sponsor: _____
First, Middle and Last Name

Name of Sponsor's Catholic Parish: _____
Parish Name, City and State

Qualifications of a Confirmation Sponsor

In accord with *Canon 874*, please provide the following information. **If you do not meet all these requirements, please let the *confirmand* who asked you to be a sponsor know immediately.**

1. As a Sponsor, are you willing to support the *confirmand* on his or her spiritual journey? Yes No
2. A Sponsor must be at least 16 years old, or, if younger, have permission from the pastor of the intended sponsor. Do you meet this age requirement or have permission from your pastor? Yes No
3. A Sponsor must be fully initiated into the Catholic Church. Have you been baptized, Confirmed in the Catholic Church and received First Eucharist? Yes No
4. A Sponsor must be a practicing Catholic. Do you attend Mass on Sundays and on Holy Days of Obligation, regularly receive the sacraments of Holy Communion and Reconciliation and, if married, have a marriage that is recognized by the Catholic Church? Yes No
5. A Sponsor cannot be a parent of the *confirmand*. Do you meet this requirement? Yes No

I have truthfully answered the above questions and declare that I fulfill the Catholic Church's requirements of a Sponsor. I commit to the responsibility of acting as a Sponsor.

Confirmation Sponsor's Signature Date

The person who has signed this form above has testified that they fulfill all canonical requirements to serve as a Confirmation Sponsor in the Catholic Church. To be signed and sealed by the Sponsor's Parish:

Signature of Sponsor's Pastor Date (Parish Seal)

QUESTIONNAIRE FOR CONFIRMANDI

Please complete this questionnaire to help Bishop Paprocki prepare for your Confirmation Liturgy

Name:	Age:
Confirmation Name:	
Why did you choose this Confirmation name?	
If your Confirmation name is the name of a saint, what do you know about this saint?	
Whom did you choose to be your Confirmation sponsor and why did you ask him/her?	
Parish to which you belong:	School that you attend:
What does receiving the Sacrament of Confirmation mean to you?	
How do you plan to live as a follower of Jesus?	
On the back of this page (and on extra pages, if needed), tell me about your favorite story from the Bible, specifically: the basic characters and facts of the story, the key religious message conveyed by this story, and what this story means to you.	


PARENT LETTER FROM CONFIRMATION WEBSITE



Dear Parents,

We are excited to celebrate your child's upcoming sacrament(s) at the Cathedral of the Immaculate Conception in Springfield! What a beautiful blessing to share in the sacraments together as a parish and diocesan family! We hope this letter provides you some helpful details about the day's events.

Arrival

- Registration begins at 5:30 PM on Tuesdays and 9:30 AM on Saturdays in the Cathedral Atrium. When planning your arrival, please know that the Cathedral parish celebrates their normal weekday Masses at 5:15 PM on Tuesdays and 8:00 AM on Saturdays.
- Parking is available directly behind (west of) the church on 5th Street and in the lot north of the church on Lawrence Avenue. Look for these signs: 
- Please proceed to the Atrium to check in when you arrive. Hospitality staff will be available to assist with directions.
- The Confirmandi will attend a presentation with Bishop Paprocki in the Cathedral Hall at 6:00 PM for Tuesday celebrations or 10:00 AM for Saturday celebrations.
- Mass begins at 7:00 PM on Tuesdays or 11:00 AM on Saturdays.



Seating

- There is reserved seating in the front pews for Confirmandi and sponsors. Seating assignments are printed on the name tag that are received at the registration table.
- Sponsors are seated in the row behind their Confirmand.
- Parents and guests may sit along any of the side pews of the Cathedral or in any of the pews in the main rows that are not reserved.
- Since seating capacity in the Cathedral Church is limited, each Confirmand may have a sponsor and 8 other guests. Live streaming is available for guests who are unable to attend.

Invitation to Parents & Guests

- While Bishop Paprocki is meeting with the Confirmandi, there will be an opportunity for Eucharistic Adoration and Confession in the church. All are invited to participate.
- Please pray for the Confirmandi as they make their final preparations for receiving the sacraments.

Hospitality & Photography

- Bishop Paprocki return to the front of the altar for a group photo after the Mass. Hospitality staff will provide instructions.

- After the group photos, if your family would like a photo with Bishop Paprocki, please join the receiving line to meet with Bishop Paprocki and take a photo.
- The celebration of Confirmation and First Holy Eucharist is a public event that will be live streamed. Links to these live streams are available on the Cathedral parish website <https://spicathedral.org>. If you have concerns about your child being shown in the live stream, please contact your pastor or Confirmation/First Holy Eucharist coordinator.
- Treats will be available for the Confirmanti after the Mass.

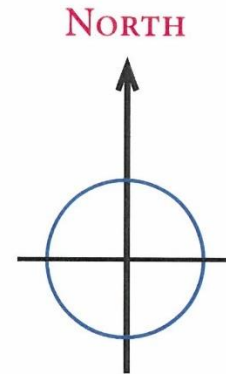
Assisting with Mass

- If family members would like to help as servers or readers, please let your parish Confirmation coordinator know well in advance as these are assigned on a first come, first served basis.

Thank you for reviewing the contents of this letter. Should you have any questions, please contact your parish Confirmation/First Holy Eucharist coordinator in your parish. Or ask a Hospitality Staff Member at your celebration.

Yours In Christ,
Cathedral Confirmation Committee

Cathedral of Immaculate Conception Parking Options



Main parking:
North Lot
West Lot

Limited Sixth
Street parking
in front

Please note
one-way streets

Cathedral/
Atrium
interior
view



Cathedral/ Atrium interior view

